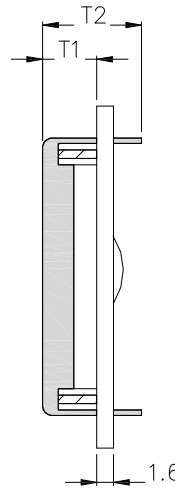
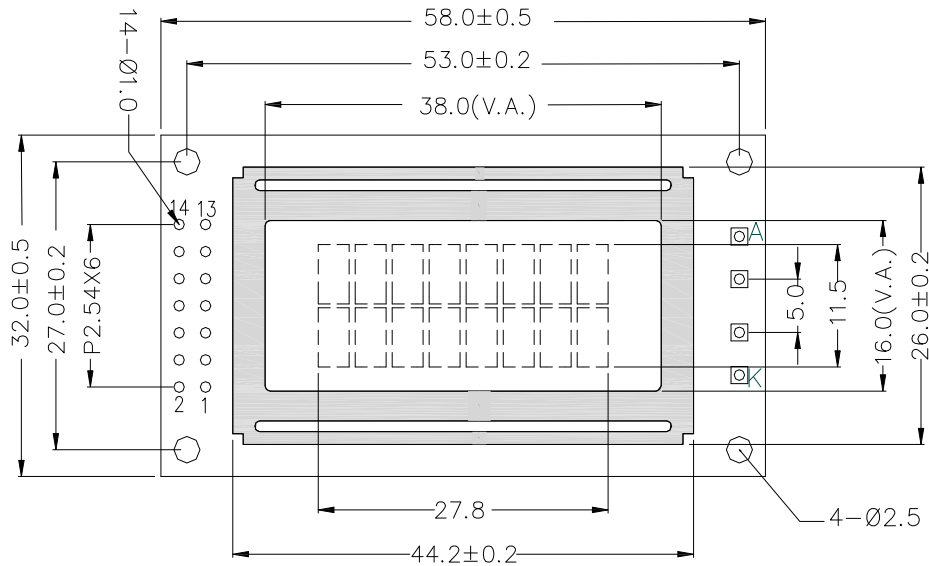
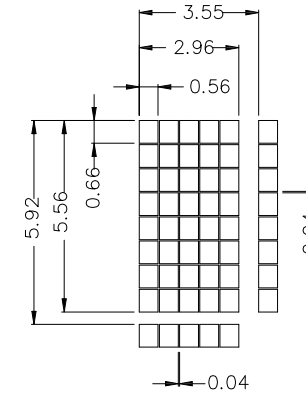


Pin	Symbol
1	VSS
2	VDD
3	V0
4	RS
5	RW
6	E
7~10	DB0-DB3
11~14	DB4-DB7
A	LED+
K	LED-



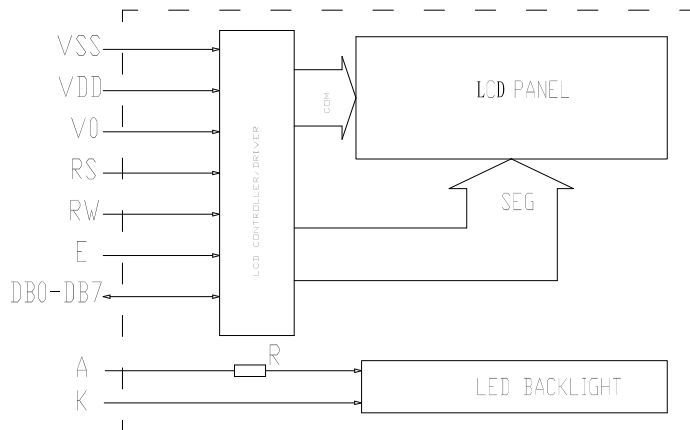
### DOTS DETAIL



### Display character address code

Display position	01	02	03	04	05	06	07	08
DDRAM address	00	01	02	03	04	05	06	07H
DDRAM address	40	41	42	43	44	45	46	47H

### Block diagram



### Feature

1. 8 character \* 2 lines display
2. Built-in controller(S6A0069 or compliant)
3. with 4-bit or 8-bit parallel interface
4. 1/16 Duty cycle, 1/5 Bias.
5. Display Mode & Backlight Variations.
6. ROHS Compliant

### Mechanical thickness

LCD module	T1	T2	Unit
Without or EL	5.2	9.5	mm
Edge backlight	9.2	13.5	mm
Bottom backlight	9.2	13.5	mm

### Mechanical data

Item	Standard	Unit
Module size	58.0X32.0	mm
View area	38.0X16.0	mm
Dot size	0.56X0.66	mm
Character size	2.96X5.92	mm

### Maximum Absolute Power Ratings

Item	Symbol	Standard			Unit
		Min	Typ	Max	
Input voltage	V <sub>DD</sub>	-0.3	---	5.5	V
Power supply	V <sub>in</sub>	-0.3	---	V <sub>DD</sub>	

### Electronical characteristics

Item	Symbol	Condition	Standard			Unit
			Min	Typ	Max	
Operating voltage	V <sub>DD</sub>	V <sub>DD</sub> =5.0V	4.5	---	5.5	V
		V <sub>DD</sub> =3.3V	2.7	3.3	5.5	
Operating current	I <sub>DD</sub>	V <sub>DD</sub> =5.0V	---	1.5	---	mA
Recommended LCD driving voltage for normal temp module	V <sub>LCD</sub>	T <sub>A</sub> =+25 °C	---	4.3	---	V
		T <sub>A</sub> =0 °C	---	4.5	---	
		T <sub>A</sub> =-20 °C	---	4.8	---	
Backlight voltage	V <sub>LED</sub>	Y-G	---	4.2	---	V
Backlight current	I <sub>LED</sub>	V <sub>LED</sub> =4.2V	---	60	---	mA
Operating temperature	T <sub>O</sub>	---	-20	---	70	°C
Storage temperature	T <sub>S</sub>	---	-30	---	80	