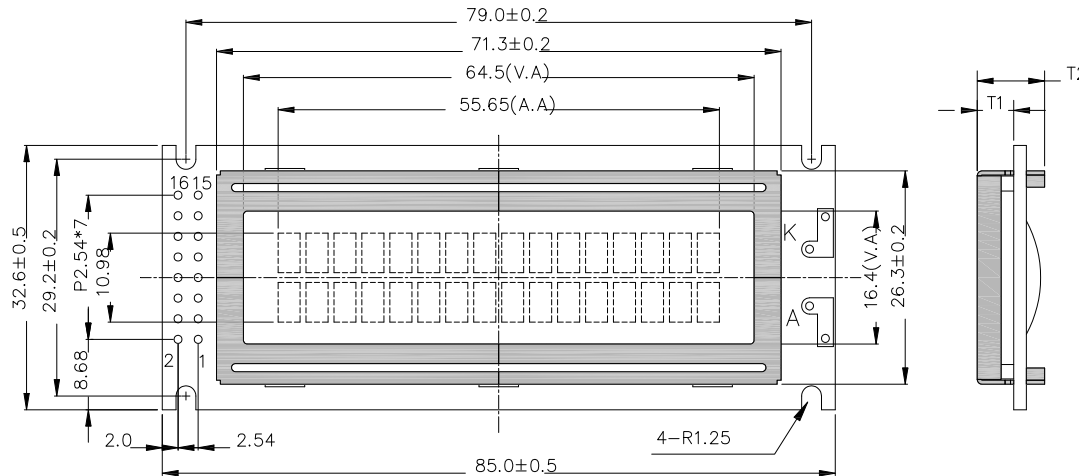
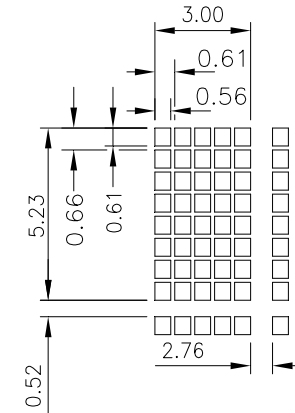


Pin	Symbol
1	VSS
2	VDD
3	V0
4	RS
5	RW
6	E
7~10	DB0-DB3
11~14	DB4-DB7
LED+	A
LED-	K



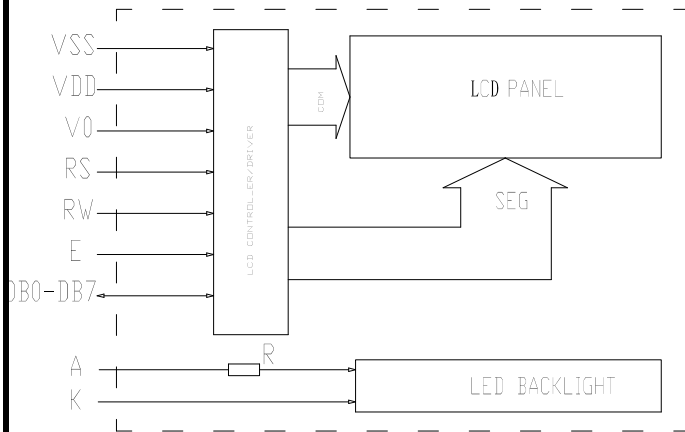
### DOTS DETAIL



### Display character address code

Display position	01	02	03	---	---	---	15	16
DDRAM address	00	01	02	---	---	---	0E	0FH
DDRAM address	40	41	42	---	---	---	4E	4FH

### Block diagram



### Feature

- 16 character \* 2 lines display
- Built-in controller(S6A0069 or compliant)
- with 4-bit or 8-bit parallel interface
- 1/16 Duty cycle, 1/5 Bias.
- Display Mode & Backlight Variations.
- ROHS Compliant

### Mechanical thickness

LCD module	T1	T2	Unit
Without or EL	4.6	9.5	mm
Edge backlight	8.6	13.5	mm
Bottom backlight	8.6	13.5	mm

### Mechanical data

Item	Standard	Unit
Module size	85.0X32.6	mm
View area	64.5X16.4	mm
Dot size	0.56X0.61	mm
Character size	3.00X5.23	mm

### Maximum Absolute Power Ratings

Item	Symbol	Standard			Unit
		Min	Typ	Max	
Input voltage	V <sub>DD</sub>	-0.3	---	5.5	V
Power supply	V <sub>in</sub>	-0.3	---	V <sub>DD</sub>	

### Electronical characteristics

Item	Symbol	Condition	Standard			Unit
			Min	Typ	Max	
Operating voltage	V <sub>DD</sub>	V <sub>DD</sub> =5.0V	4.5	---	5.5	V
		V <sub>DD</sub> =3.3V	2.7	3.3	5.5	
Operating current	I <sub>DD</sub>	V <sub>DD</sub> =5.0V	---	1.5	---	mA
Recommended LCD driving voltage for normal temp module	V <sub>LCD</sub>	T <sub>A</sub> =+25 °C	---	4.3	---	V
		T <sub>A</sub> =0 °C	---	4.5	---	
		T <sub>A</sub> =-20 °C	---	4.8	---	
Backlight voltage	V <sub>LED</sub>	Y-G	---	4.2	---	V
Backlight current	I <sub>LED</sub>	V <sub>LED</sub> =4.2V	---	120	---	mA
Operating temperature	T <sub>O</sub>	---	-20	---	70	°C
Storage temperature	T <sub>S</sub>	---	-30	---	80	