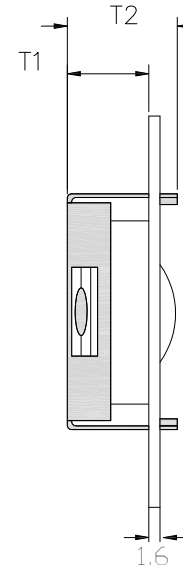
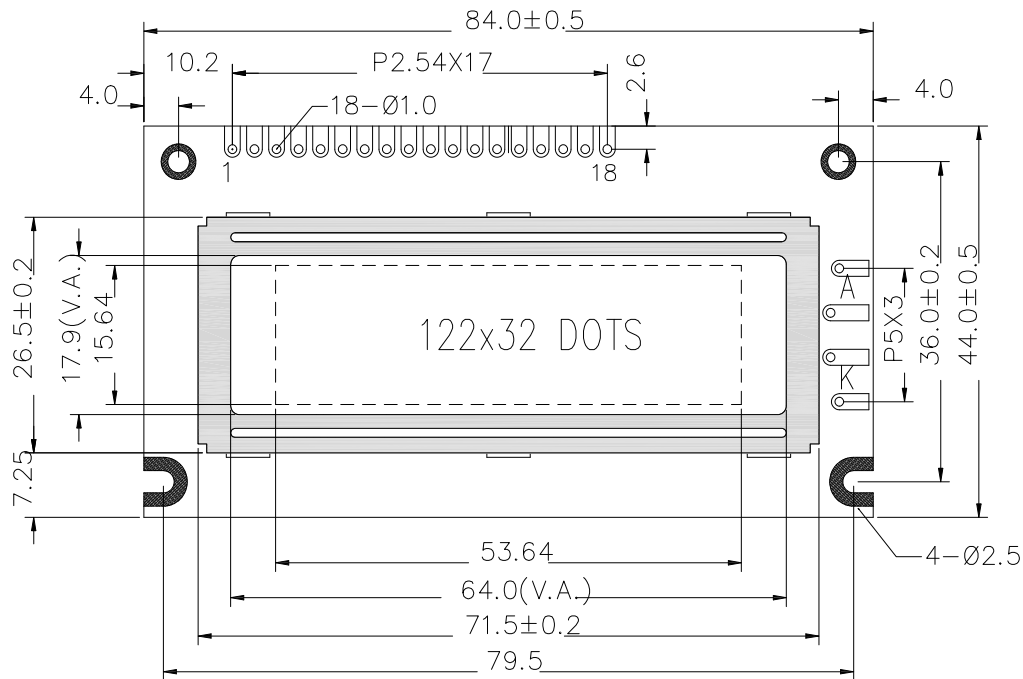
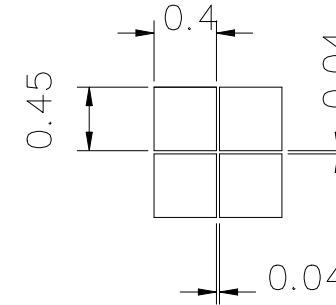


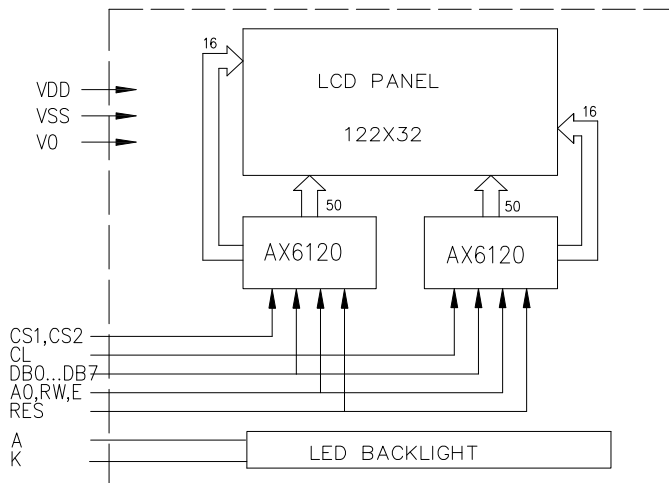
Pin	Symbol
1	VSS
2	VDD
3	V0
4	A0
5	CS1
6	CS2
7	CL
8	E
9	RW
10~17	DB0~DB7
18	RES
19	A
20	K



DOTS DETAIL



Block diagram



Feature

- 122 dots X 32 dots matrix.
- Built-in controller(SED1520DAA or AX6120DAA)
- Interface with 8-bit
- 1/32 Duty cycle, 1/6 Bias.
- Display Mode & Backlight Variations.
- ROHS Compliant

Mechanical thickness

LCD module	T1	T2	Unit
Without or EL	5	10	mm
Edge backlight	9.4	15	mm
Bottom backlight	9.4	15	mm

Mechanical data

Item	Standard	Unit
Module size	84.0X44.0	mm
View area	64.0X17.9	mm
Dot size	0.40X0.45	mm
Area size	53.64X15.64	mm

Maximum Absolute Power Ratings

Item	Symbol	Standard			Unit
		Min	Typ	Max	
Input voltage	V _{DD}	-0.3	---	5.5	V
Power supply	V _{in}	-0.3	---	V _{DD}	

Electronical characteristics

Item	Symbol	Condition	Standard			Unit
			Min	Typ	Max	
Operating voltage	V _{DD}	V _{DD} =5.0V	4.5	---	5.5	V
Operating current	I _{DD}	V _{DD} =5.0V	---	2	---	mA
Recommended LCD driving voltage for normal temp module	V _{LCD}	T _A =+25 °C	---	4.3	---	V
		T _A =0 °C	---	4.5	---	
		T _A =-20 °C	---	4.8	---	
Backlight voltage	V _{LED}	Y-G	---	4.2	---	V
Backlight current	I _{LED}	V _{LED} =4.2V	---	120	---	mA
Operating temperature	T _o	---	-20	---	70	°C
Storage temperature	T _s	---	-30	---	80	